
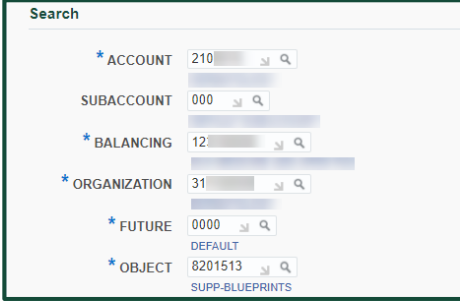
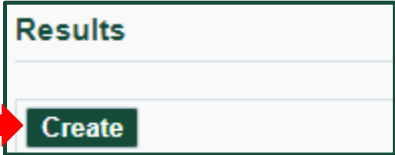
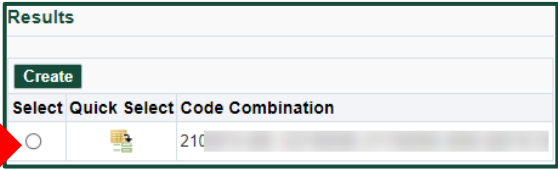


iProcurement: Creating GL Account & Object Code Combinations

	<p>GL account and object code combinations must be created before they can be used on a requisition. An indicator that the creation of a combination is required is when the entered combination does not yield any results.</p> <p>Once the combination is created, you can use the account alias and object code on future orders.</p>
<p>1. On the UAB_AKF screen, enter the full GL account string, including the object code.</p>	
<p>2. Under Results, click Create.</p>	
<p>3. Go to Results and click the Select radio button.</p>	
<p>4. Click Select.</p>	